

Broadlawns Medical Center

2006 Report to the Community

Last year, Broadlawns Medical Center again met its mission of Caring for Our Community.

The professional staff, volunteers, and medical experts of Broadlawns provided excellent care to families and individuals.

The people of Polk County owe a debt of gratitude to those who work and volunteer at Broadlawns Medical Center.

Many great things happened at Broadlawns Medical Center in 2005. Most notable was its affiliation with Iowa Health - Des Moines.

It is also important to note, Broadlawns Medical Center's long history of caring for the insured and uninsured would not be possible without the support of the people of Polk County.

We are pleased to present you this 2006 Report to the Community for Broadlawns Medical Center.

Paul Gillispie
Chair
Board of Trustees

 **Broadlawns** Medical Center
Caring for Our Community

 **Broadlawns** Medical Center
Caring for Our Community

2006 REPORT TO THE COMMUNITY

Providing
The Next
Generation
of Care

BROADLAWNS MEDICAL CENTER
1801 HICKMAN ROAD
DES MOINES, IOWA 50314
515-282-2200
WWW.BROADLAWNS.ORG



BROADLAWNS MEDICAL CENTER 2006 REPORT TO THE COMMUNITY

2005 Financials

Total Patient Charges		\$85,652,109
Bad Debt	(7,924,884)	
Charity	(30,337,679)	
Total Uncompensated Care	(38,262,563)	
Contractual Adjustments	(17,169,851)	
Net Patient Revenue	30,219,695	
Taxes	44,046,852	
Other Revenue	<u>5,835,531</u>	
Total Revenue	<u>80,102,078</u>	

Total Revenue Details

PAT/INS	8.53%	6,832,625
Medicare	9.04%	7,240,660
Medicaid	15.44%	12,364,583
Taxes	54.99%	44,046,852
Non-operating Income	0.21%	170,131
PCHS	4.64%	3,714,880
Grants/Contracts	3.61%	2,894,818
Other	3.54%	<u>2,837,529</u>
Total Revenue		<u>80,102,078</u>

Expenses

Salaries & Benefits	60.77%	47,615,294
Supplies & Other	20.13%	15,774,046
Equipment Depreciation	3.59%	2,809,764
Pharmaceuticals	6.79%	5,321,277
Food Service	2.57%	2,013,074
Utilities	1.48%	1,158,424
Debt Service	0.62%	487,590
Professional Fees	4.06%	<u>3,177,598</u>
Total		<u>78,357,067</u>

Net Excess of Revenue over Expenses **1,745,011**

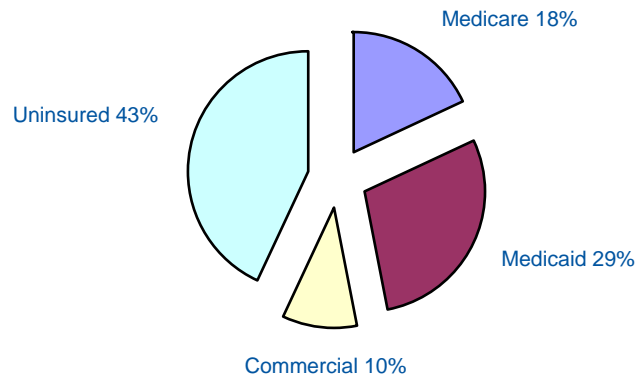
Total Number of Employees	1,030
Total FTEs	784

Full-time Physicians Employed	41
Employed PRN Physicians	21
Contracted Physicians	52

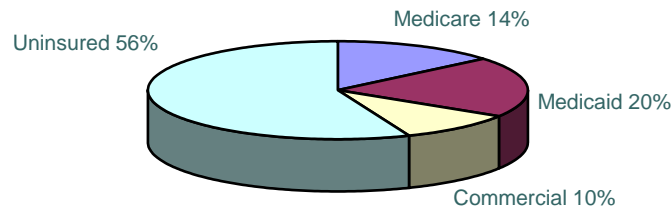
Employee Tenure at BMC

5 to 10 Years	136
10 to 15 Years	94
Greater than 15 years	134

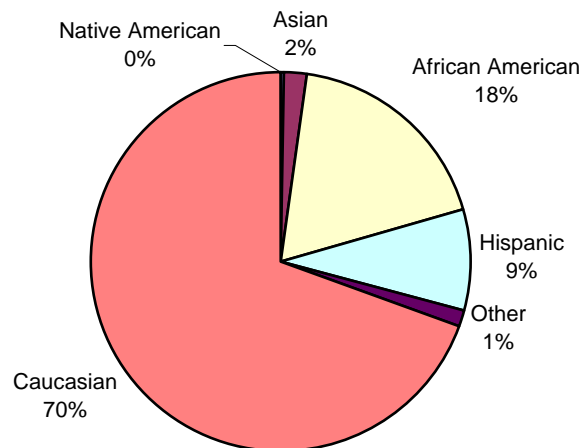
2005 Inpatient Mix



2005 Outpatient Mix



2005 Patients



2005 Patient Visit by Area

Emergency Visits:

Crisis Team	2,557
Emergency Department	26,717

Clinical Services Visits:

Chemical Dependency	7,942
Dental Clinic	8,724
Doctors Health Clinic	4,592
Family Health Center	16,165
Family Planning	2,771
FOCUS - Public School Program	5,559
Mental Health Services	12,916
Partial Hospitalization	3,407
Pediatric Clinic	6,023
Podiatry Clinic	5,219
Psychiatric Medication Clinic	2,854
Psychiatrist Outpatient	13,716
OB Clinic	3,557
Specialty Clinics	15,309
The Walk In Clinic	<u>28,363</u>

Total Visits

166,391

Grant Program Participants:

WIC	99,515
CAP Mental Health	1,990
Homeless Mental Health	3,013
PATH Mental Health	165
Residential	18

Number of Procedures

Diagnostic Clinic	4,429
Prescriptions Filled	165,673
Unit Doses Filled	396,423

Number of Inpatient Days

Acute Medical/Surgical/Pediatrics	6,974
Intensive Care	1,186
Obstetrics	733
Nursery	738
Acute Psychiatric	<u>8,090</u>
Total Inpatient Days	<u>17,721</u>