

VITAL SIGNS FY 2010 - Final Report



QUALITY/PERFORMANCE IMPROVEMENT - CMS Indicators

INPATIENT ACUTE CARE

Congestive Heart Failure

1. Discharge Instructions
2. Evaluation of LVF Function
3. ACEI or ARB for LVSD
4. Adult Smoking Cessation Advice/Counsel

Pneumonia Care

1. Pneumococcal Vaccination
2. Blood Cultures for ICU Patients (24 Hrs)
3. Adult Smoking Cessation Advice/Counsel
4. Initial Antibiotic within 6 Hrs Arrival
5. Initial Antibiotic-CAP Immunocompetent Pt
6. Influenza Vaccination

Surgical Care Improvement Project

1. Prophylactic Antibiotic 1 Hr Prior to Surgery
2. Prophylactic Antibiotic Selection
3. Prophylactic Antibiotics D/C within 24 Hrs

OUTPATIENT

Heart Attack

1. Aspirin at Arrival
2. Median Time to ECG
3. Median Time Transfer for Acute Coronary Intervention Overall

Chest Pain

4. Aspirin at Arrival
5. Median Time to ECG

NATIONAL
AVERAGE

FINAL
REPORT

80%
91%
90%
93%

57%
100%
100%
100%

88%
96%
91%
94%
89%
86%

100%
100%
100%
96%
95%
80%

93%
95%
91%

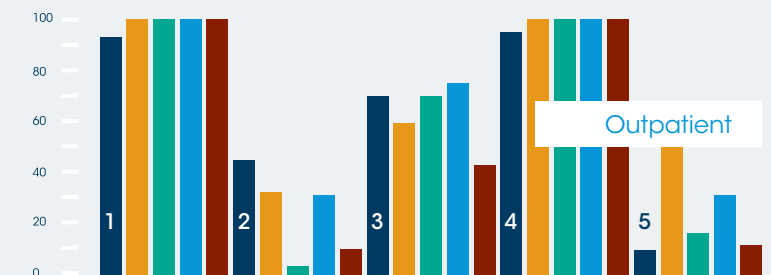
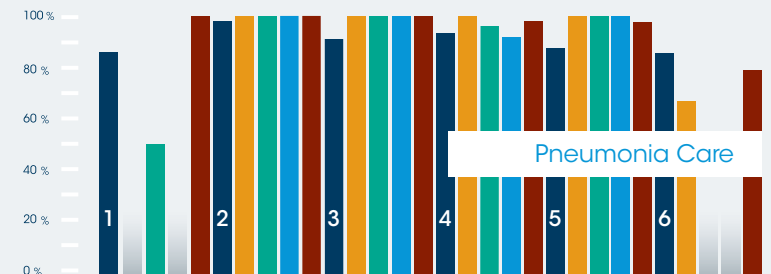
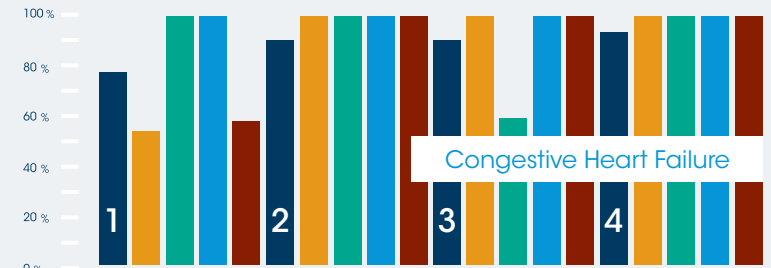
83%
83%
100%

93%
42 Min
70 Min
(State Ave)

100%
8.5 Min
42 Min

93%
42 Min

100%
11 Min



VITAL SIGNS continued...

OUTPATIENT *(continued)*

Outpatient Surgery

1. Prophylactic Antibiotic 1 Hr Prior to Surgery
2. Prophylactic Antibiotic Selection
3. Hospital Infection Rate (Class I Surg. Site)

Joint Commission Accreditation

II. PATIENT SATISFACTION

Press Ganey - "Likelihood to Recommend"

- Inpatient Surveys
- Outpatient Surveys
- Clinic Surveys
- Emergency Department Surveys
- Behavioral Health Surveys

III. EMPLOYEE RELATIONS/DEVELOPMENT

1. Turnover (reported as YTD annualized)

IV. FINANCIAL *(quarters reported as YTD - adjusted for tort timing)*

1. Billing Quality - Error Rate
2. Operating Margin
3. EBITDA
4. Salary & Benefits to Net Revenue
5. Days of Cash
6. Days in A/R
7. Debt Coverage

NATIONAL AVERAGE

87%
93%
2.1%

Full

35th %tile
10th %tile
30th %tile
35th %tile
5th %tile

BUDGET

16.6%

3.00%
0.45%
5.54%
58.77%
42
67
2.0

FINAL REPORT

96%
100%
2.0%

3-Year Accreditation

72nd %tile
7th %tile
5th %tile
3rd %tile
3rd %tile

ACTUAL

13%

2.6%
5.06%
11.0%
57.36%
82
51.5
4.8

